
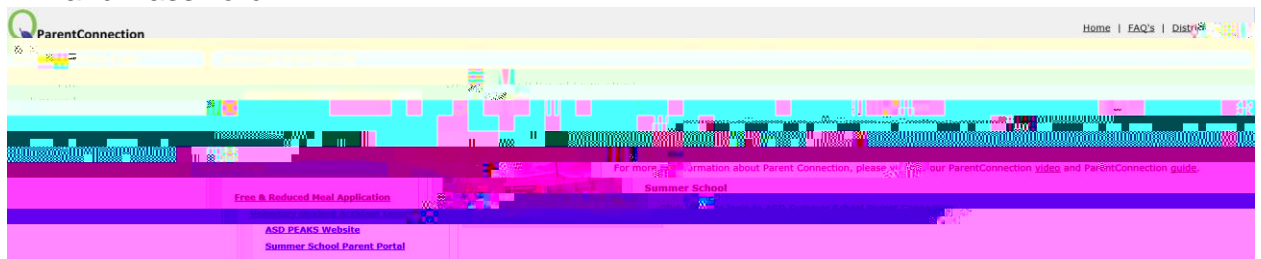


How To: Pay your Lunch Account Online / Check your Balance

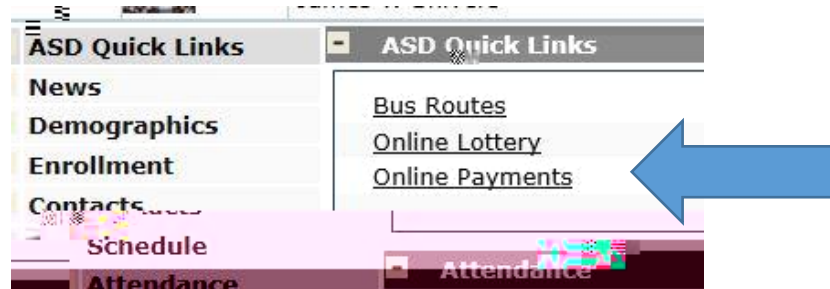
Step 1: Log in to ParentConnection <https://www.asdk12.org/zangle>



Step 2 Enter PIN and Password



Step 3 Select online payments



Step 4: Select student and input payment information



Check your Account Balance:

If you would like to see what your account balance is, you must select Meal Plan from the menu bar



Review Your Purchase History

If you want to view your purchase history, select purchase history and sort by date

